

Electric-Tricycle

BY:

Kasandra Price, Mercy Daniel-Aguebor, Felicia Long, Breyonna Pinkney, Tiauna Dodd, Adaugo Anyamele



Problem

- Clean energy transportation
- Less expensive
- Conveniency of a vehicle and efficiency of a bicycle
- Change target market
- Comfortability
- Advanced design



The Need

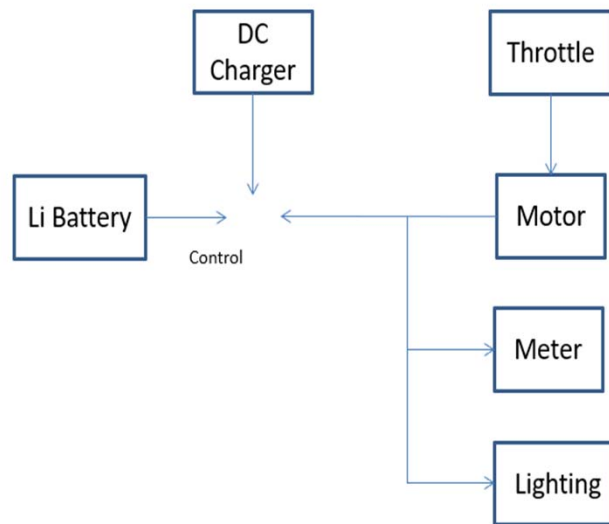
E-Trike 2016

- Design
- Dashboard functions
- Safety
- Convenience

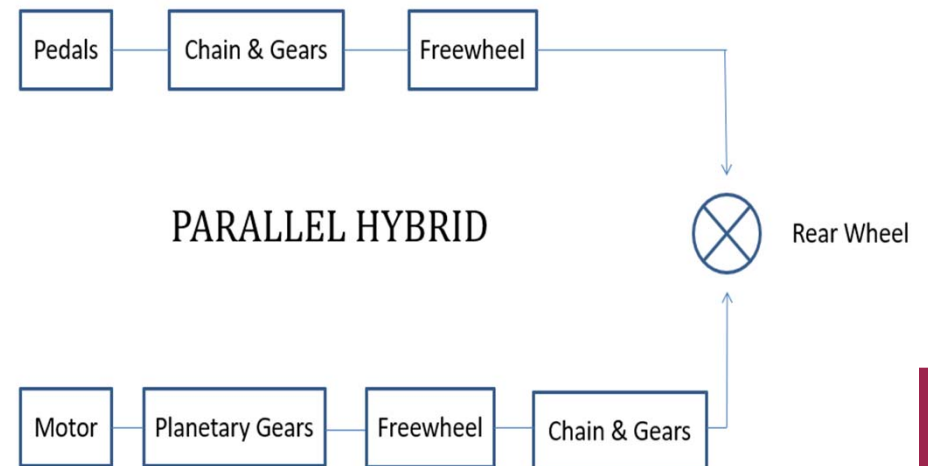


The Layout Design


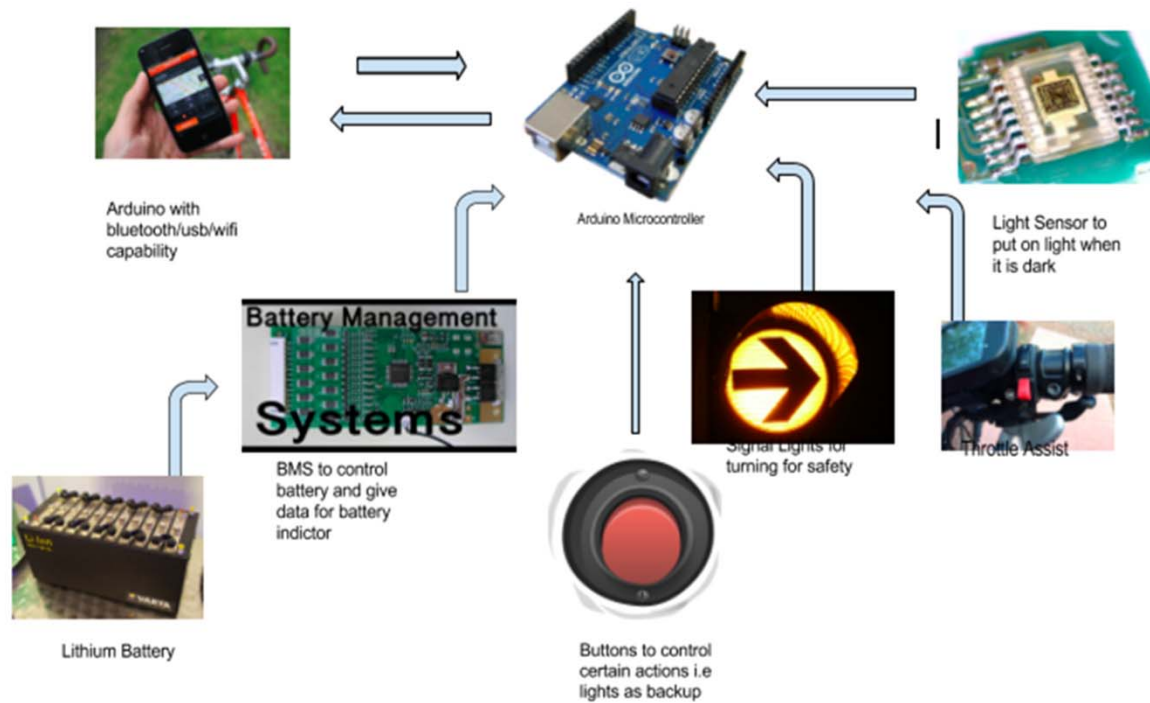
ELECTRICAL LAYOUT



MECHANICAL LAYOUT



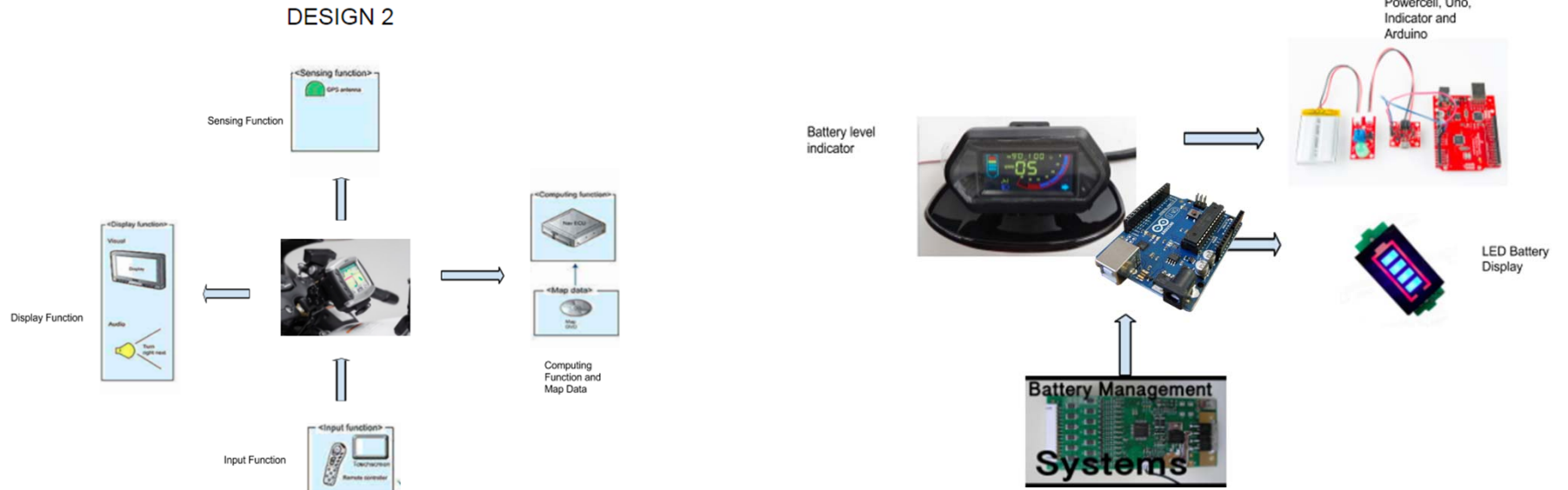
Design 1



Pros and Cons

Pros	Cons
Smart Phone App	Requires internet connection
Arduino works with BMS to provide data to battery indicator	Requires power for microcontrollers
Signal Lights can eventually be programmed to come on if a turn is detected	
Light Sensor increases safety by coming on automatically	Switch is needed in case of error
Battery is lighter, smart and more efficient	
Arduino microcontroller is low-cost	It cannot be updated easily
Throttle Assist does not need pedaling, can be beneficial for disabled people	Reduces pedaling range

Design 2



Pros and Cons

PROS	CONS
Always Available	Depends on phone availability
Pedal Assist increases the range of the battery	Does not have the option for the user to stop pedalling
Dashboard does not rely on external features such as wifi/bluetooth to work hence increasing reliability	Dashboard drains additional power
Arduino works with BMS to provide data to battery indicator	Power required for two microcontrollers
Regenerative Brakes help to conserve energy, Dynamo included can produce energy	Twice as much energy is needed to pedal and charge at the same time.

Design Matrix

	Weight	Design1	Score	Agg.Score	Design2	Score	Agg.Score
Functionality	5	Tricycle, battery, App,lights	5	25	Solar panels, seat belt	5	25
Connectivity	3	App, Sensor	5	15	n/a	0	0
Weight	2	Heavy due to battery	3	6	Heavier-bike+solar panels	1	2
Power	5	lights=more power	3	15	Solar Panels	4	20
Convenience	2	High-has an App	4	8	No gas needed	3	6
Assistance Mode	4	Throttle Assist	3	12	Pedal Assist	2.5	10
User Experience	5	SmartPhone App	5	25	Dashboard	3	15
Price	5	High: <\$1,000	3	15	Higher: >\$1,000	1	5
TOTAL				111			83

BATTERY

Lithium Nickel Manganese Cobalt Oxide (LiNiMnCoO₂ or NMC)

- Used by Tesla, stores large amount of energy
- \$300 for 300W
- Very Light



Nanophosphate® lithium iron phosphate (LiFePO₄) batteries

- Does not lose charge as easily as other batteries
- More tolerant to full charge situations
- \$300 for 300W
- Produced specifically by A123 systems - lighter than other batteries in the same range




Building our own battery with 18650 cells

- Cheaper, about \$100 for just the battery
- Light
- Easily configurable

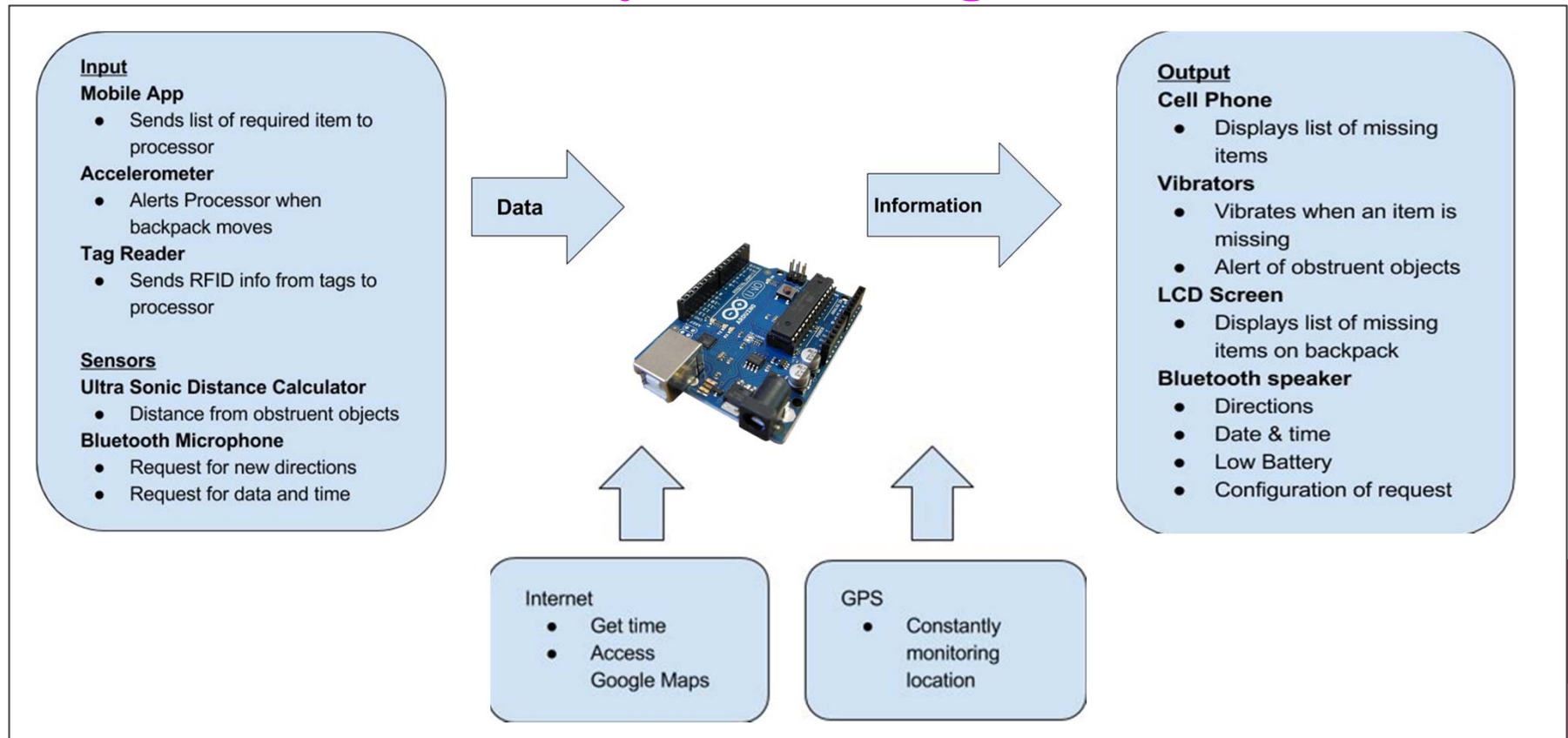


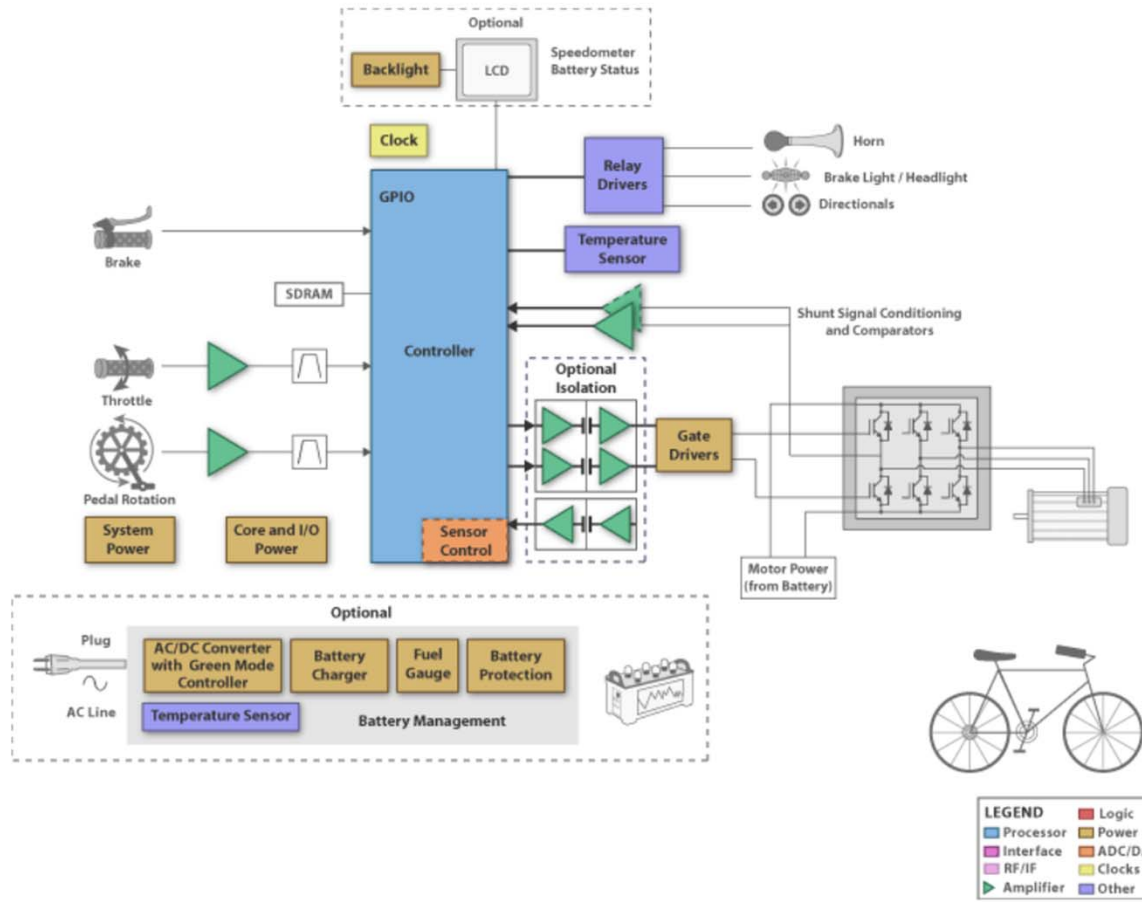
BATTERY DECISION MATRIX

CRITERIA	WEIGHT	<u>LiNiMnCoO2</u>	<u>LiFePO4</u>	18650
Weight	5	5	4	4
Price	5	2.5	4	5
Range/Energy	4	4	4	4
Safety	3	5	3	3
TOTAL(weighted)	21	68.5	65	70



System Design





OVERALL FINAL DESIGN

